



NOLA by the Numbers: School Enrollment & Demographics, October 2011

December 2011

Scott S. Cowen Institute for
Public Education Initiatives
Tulane University
200 Broadway Street, Suite 108
New Orleans, Louisiana 70118
504-274-3690
<http://education.tulane.edu>

The Scott S. Cowen Institute for Public Education Initiatives at Tulane University launched the *NOLA by the Numbers* series in October 2010. This series aims to provide journalists, policymakers, community leaders, and the public with a timely and comprehensive report of state-released data on public schools in New Orleans. This report focuses on public school enrollment and demographics. This briefing, and others released by the Cowen Institute in the past, can be found at <http://education.tulane.edu>.

Each school year, the Louisiana Department of Education conducts two student enrollment counts: on October 1st and February 1st. These counts also document the race, sex, grade level, and free/reduced-price lunch eligibility status of students. The enrollment counts are particularly important because they are used to determine the amount of funding schools and districts receive from the state. The data used in this report was released to the Cowen Institute by the state Department of Education on December 16, 2011 and will be made accessible at <http://www.louisianaschools.net/data/>.

The October 2011 enrollment and demographic data show little change from the October 2010 data. Public school enrollment has continued to increase in the years since Hurricane Katrina, though at a progressively slower rate. Enrollment is just over half what it was a decade ago and is nearly two-thirds what it was in the year just prior to Hurricane Katrina.

The percentage of students attending public charter schools in New Orleans continues its steady rise, outpacing any other city or district in the nation and nearly doubling the city with the next largest percentage (District of Columbia, 39 percent). The proportion of low-income students attending public schools in New Orleans remains about the same as last year (84 percent) and continues to be significantly higher than the state of Louisiana and the nation. As in previous years, the percentage of both low-income and minority populations varies by school type.

Fast Facts:

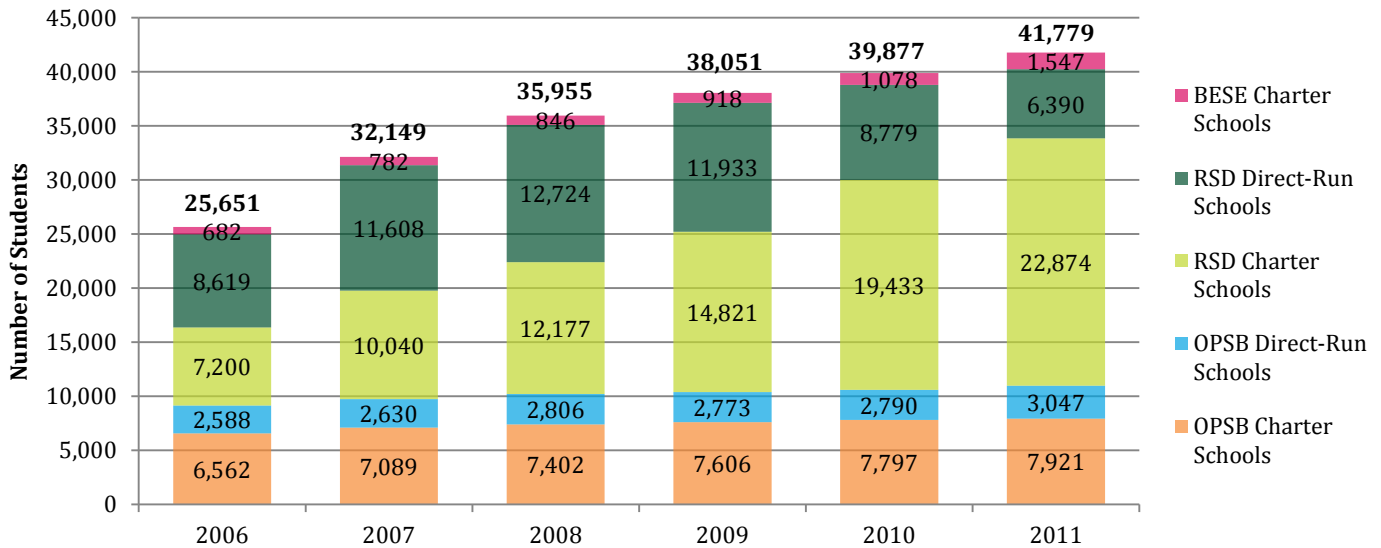
- 41,779 students are enrolled in public schools in New Orleans, an increase of 5% from last school year's public school enrollment of 39,877 students.
- 90 public schools are currently open in Orleans Parish, 65 of which are charter schools.
- 77% of students in public schools attend charter schools, more than any other city or district in the nation and a 6 percentage point increase from last school year (71% in October 2010).
- 84% of students in public schools qualify for free/reduced-price lunch, compared to the state average of 67% and the national average of 45%.
- 88% of students in public schools are African-American, while 6% are white and 6% are another race or ethnicity.



Total Public School Enrollment

Public school student enrollment in New Orleans has grown continuously since public schools reopened after Hurricane Katrina, though the rate of growth continues to slow each year. From October 2010 to October 2011, enrollment in all public schools in Orleans Parish grew from 39,877 to 41,779 or 4.7 percent. This is just slightly less than the 4.8 percent gain seen from October 2009 to October 2010, though it is quite a bit less than previous annual gains of 25 percent from 2006 to 2007 and 10 percent from 2007 to 2008. Today's enrollment is just over half the 78,000 it was a decade ago and is nearly two-thirds the 65,000 it was in the year prior to Katrina. Recovery School District (RSD) charter schools enroll the majority of public school students in Orleans Parish (55 percent).

Figure 1: Public School Enrollment in Orleans Parish, October 2006-2011

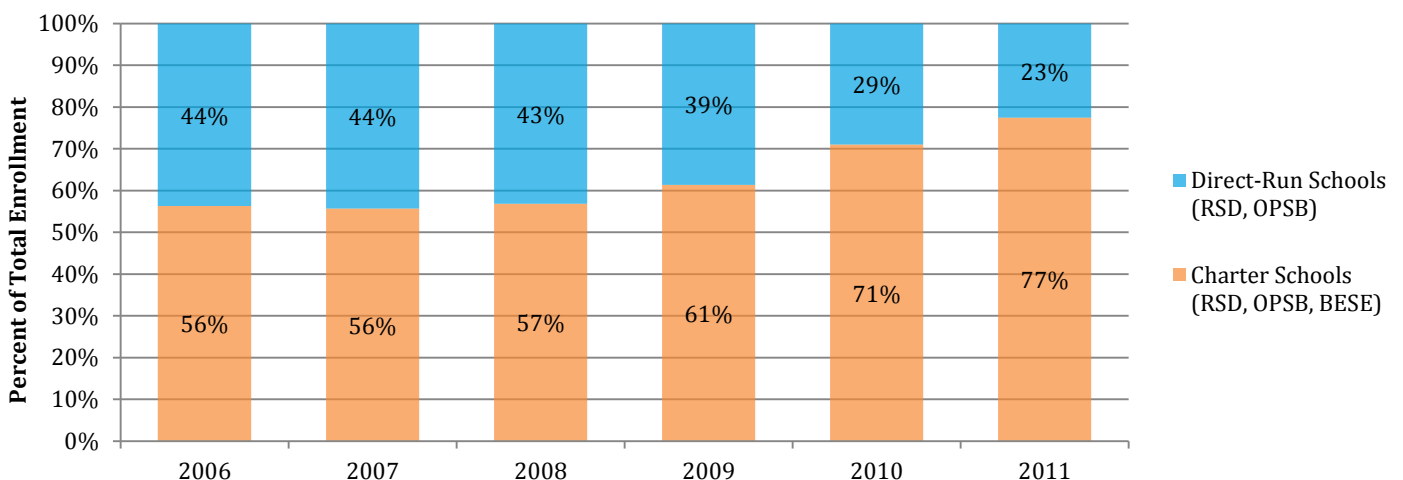


Source: Louisiana Department of Education, 2011

Charter School Enrollment

While growth in overall enrollment seems to be stabilizing, the percentage of students enrolled in charter schools continues to rise. There was another large jump in charter enrollment this year, with over 77 percent of students attending charter schools in October 2011, compared to 71 percent in October 2010 and 61 percent in 2009. This increase is due in part to RSD direct-run schools that have been taken over by charter operators or are in the process of being phased out. New Orleans continues to have a larger percentage of its public school students attending charter schools than any other city or district in the nation.

Percentage of Students Enrolled in Direct-Run and Charter Schools in Orleans Parish, October 2006-2011

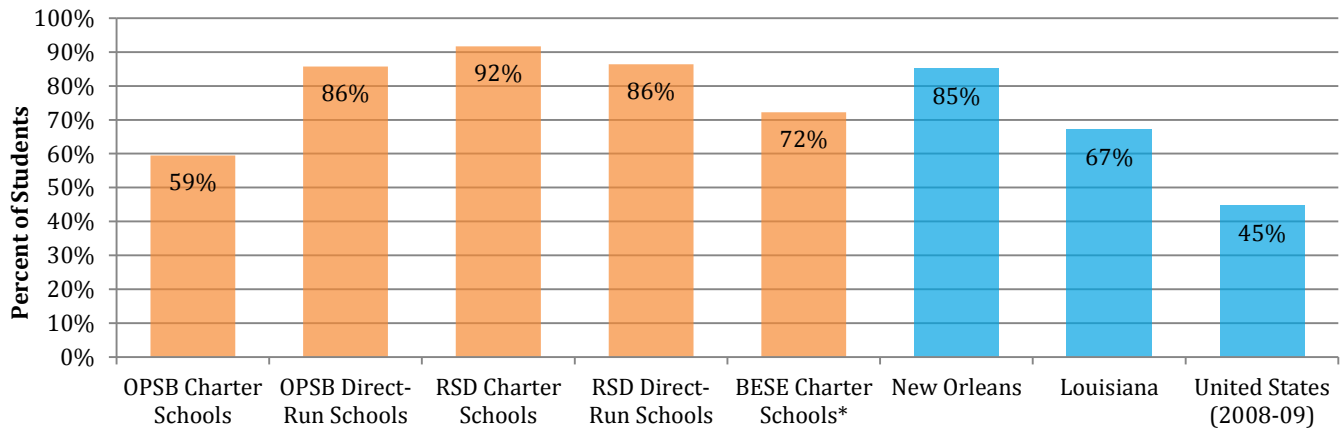


Source: Louisiana Department of Education, 2011

Free/Reduced-Price Lunch Eligibility

The proportion of students eligible for free/reduced-price lunch, an accepted measure of students from low-income families, is 85 percent of the public student population in Orleans Parish, a slight increase from 84 percent in 2010. This remains well above the Louisiana average of 67 percent. Based on the October 2011 enrollment counts, schools under the OPSB, both charter and direct-run, serve a lower percentage of low-income students (67 percent) than those under the RSD (91 percent). Additionally, charter schools of all types serve a slightly lower percentage of low-income students (83 percent) than direct-run schools on average (86 percent). However, there is significant variation in the percentage of low-income students being served among the different types of charter schools, following the pattern of previous years.

Figure 3: Free/Reduced-Price Lunch Eligibility in Public Schools, October 2011



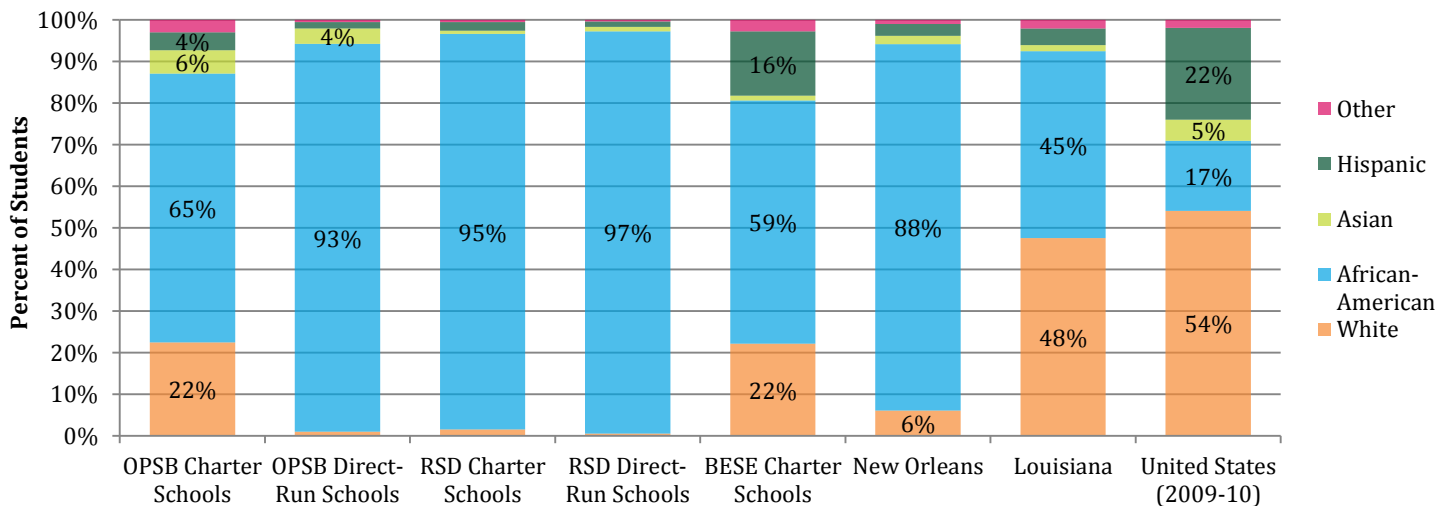
*One BESE charter school, Lycee Francais de la Nouvelle-Orleans, which is in its first year of operation, did not report free/reduced-price lunch data.

Source: Louisiana Department of Education, 2011; National Center for Education Statistics, 2009

Race/Ethnicity

As in previous years, nearly 90 percent of students enrolled in public schools in New Orleans are African-American, compared with 45 percent in all Louisiana public schools and a national average of 17 percent. This does not reflect the city's population as a whole, which, according to the 2010 U.S. Census data, is about 60 percent African-American. Additionally, the percentage of black or minority students varies by school type. OPSB charter schools and BESE charter schools enroll a smaller percentage of African-American and minority students than do the other types of schools, though African-Americans still make up the majority of their students.

Figure 4: Race/Ethnicity in Public Schools, October 2011



Source: Louisiana Department of Education, 2011; National Center for Education Statistics, 2010

Appendix: Student Enrollment, Free/ Reduced-Price Lunch, & Race/Ethnicity by School

School	School Type	Total Students Reported	% Black	% Minority	% Free/ Reduced Lunch
A.P. Tureaud Elementary School	RSD Direct-Run	305	98%	100%	92%
Abramson Science and Technology School	RSD Direct-Run	549	90%	99%	77%
Akili Academy of New Orleans	RSD Charter	307	93%	99%	97%
Algiers Technology Academy	RSD Charter	290	96%	98%	70%
Alice Harte Elementary Charter School	OPSB Charter	648	87%	96%	70%
Andrew H. Wilson Charter School	RSD Charter	556	96%	99%	65%
Architecture, Design & Engineering High School	OPSB Direct-Run	195	97%	100%	78%
Arise Academy	RSD Charter	311	97%	98%	98%
Arthur Ashe Charter School	RSD Charter	426	96%	98%	98%
Audubon Charter School	OPSB Charter	789	47%	62%	46%
Batiste Cultural Arts Academy at Live Oak Elementary	RSD Charter	628	98%	100%	92%
Benjamin Banneker Elementary School	RSD Direct-Run	505	93%	98%	88%
Benjamin E. Mays Preparatory School	RSD Charter	313	100%	100%	78%
Benjamin Franklin Elementary Math and Science	OPSB Direct-Run	607	93%	97%	80%
Benjamin Franklin High School	OPSB Charter	730	30%	59%	30%
Crocker Arts and Technology School	RSD Charter	244	97%	98%	92%
Dr. Charles Richard Drew Elementary School	RSD Direct-Run	186	99%	100%	91%
Dr. M.L.K. Charter School for Science & Technology	RSD Charter	646	99%	100%	98%
Dwight D. Eisenhower Elementary School	RSD Charter	626	90%	99%	81%
E. P. Harney Spirit of Excellence Academy	RSD Charter	366	98%	99%	100%
Edna Karr Secondary School	OPSB Charter	928	92%	98%	81%
Edward Hynes Charter School	OPSB Charter	583	59%	67%	55%
Einstein Charter School	OPSB Charter	482	63%	100%	92%
Eleanor McMain Secondary School	OPSB Direct-Run	741	84%	100%	82%
Esperanza Charter School	RSD Charter	421	45%	98%	94%
F.W. Gregory Elementary School	RSD Direct-Run	27	96%	100%	67%
Fannie C. Williams Charter School	RSD Charter	504	97%	99%	95%
G.W. Carver High School	RSD Direct-Run	335	100%	100%	87%
Gentilly Terrace School	RSD Charter	435	95%	97%	89%
H.C. Schaumburg Elementary School	RSD Direct-Run	615	98%	100%	93%
Harriet Tubman Charter School	RSD Charter	521	96%	98%	93%
International High School	BESE Charter	296	62%	91%	85%
International School of Louisiana	BESE Charter	627	43%	73%	54%
James M. Singleton Charter School	RSD Charter	714	99%	100%	100%
James Weldon Johnson School	RSD Direct-Run	308	97%	99%	100%
John Dibert Community School	RSD Charter	421	89%	95%	98%
John McDonogh Senior High School	RSD Direct-Run	271	99%	100%	81%

Joseph A. Craig School	RSD Direct-Run	550	99%	99%	93%
Joseph S. Clark Preparatory High School	RSD Charter	436	96%	99%	94%
KIPP Believe College Prep (Phillips)	RSD Charter	478	97%	98%	94%
KIPP Central City Academy	RSD Charter	397	100%	100%	96%
KIPP Central City Primary	RSD Charter	421	100%	100%	97%
KIPP McDonogh 15 School for the Creative Arts	RSD Charter	557	93%	95%	94%
KIPP New Orleans Leadership Academy	RSD Charter	313	96%	99%	94%
KIPP Renaissance High School	RSD Charter	296	98%	99%	86%
L. B. Landry High School	RSD Direct-Run	736	99%	99%	74%
Lafayette Academy of New Orleans	RSD Charter	818	98%	99%	92%
Lagniappe Academies of New Orleans	RSD Charter	115	99%	99%	70%
Lake Area High School	RSD Charter	603	98%	99%	89%
Lake Forest Elementary Charter School	OPSB Charter	478	93%	100%	83%
Langston Hughes Academy Charter School	RSD Charter	617	99%	100%	100%
Lusher Charter School	OPSB Charter	1,709	32%	48%	24%
Lycee Francais de la Nouvelle-Orleans	BESE Charter	127	9%	15%	NR
Mahalia Jackson Elementary School	OPSB Direct-Run	95	96%	100%	97%
Martin Behrman Elementary School	RSD Charter	684	97%	99%	87%
Mary Bethune Elementary Literature/Technology	OPSB Direct-Run	376	94%	98%	98%
Mary D. Coghill Elementary School	RSD Direct-Run	654	99%	100%	95%
McDonogh #28 City Park Academy	RSD Charter	400	99%	100%	93%
McDonogh #32 Elementary School	RSD Charter	526	95%	99%	91%
McDonogh #35 Senior High School	OPSB Direct-Run	869	99%	100%	87%
McDonogh #42 Elementary Charter School	RSD Charter	527	99%	99%	98%
Milestone SABIS Academy of New Orleans	BESE Charter	395	95%	99%	97%
Miller-McCoy Academy	RSD Charter	562	99%	100%	77%
Morris Jeff Community School	RSD Charter	261	55%	60%	63%
Murray Henderson Elementary School	RSD Direct-Run	222	98%	99%	95%
Nelson Elementary School	RSD Charter	485	98%	100%	98%
New Orleans Charter Science and Math Academy	RSD Charter	334	94%	100%	92%
New Orleans Charter Science and Mathematics High	OPSB Charter	370	81%	88%	73%
New Orleans Military and Maritime Academy	BESE Charter	102	65%	66%	52%
NOLA College Prep Charter School	RSD Charter	817	98%	99%	97%
O.P. Walker Senior High School	RSD Charter	890	100%	100%	86%
Orleans Central Office	OPSB Direct-Run	36	92%	92%	72%
P. A. Capdau School	RSD Charter	340	97%	98%	100%
Paul B. Habans Elementary School	RSD Direct-Run	370	94%	100%	87%
Pride College Preparatory Academy	RSD Charter	248	98%	99%	97%
Recovery School District-LDE Central Office	RSD Direct-Run	7	71%	86%	NR
ReNEW Accelerated High School #1	RSD Charter	155	99%	99%	83%
ReNEW Accelerated High School #2	RSD Charter	137	100%	100%	85%

ReNEW at Reed Elementary	RSD Charter	650	97%	99%	95%
Robert Russa Moton Charter School	OPSB Charter	323	99%	100%	100%
Samuel J. Green Charter School	RSD Charter	518	95%	98%	97%
Sarah Towles Reed Senior High School	RSD Direct-Run	453	93%	100%	76%
Schwarz Alternative School	RSD Direct-Run	40	100%	100%	83%
SciTech Academy at Laurel Elementary	RSD Charter	620	100%	100%	97%
Sophie B. Wright Inst. of Academic Excellence	RSD Charter	476	96%	99%	100%
Success Preparatory Academy	RSD Charter	380	99%	99%	95%
The Alternative Learning Institute	OPSB Direct-Run	106	100%	100%	100%
The Intercultural Charter School	RSD Charter	419	70%	100%	92%
Walter L. Cohen High School	RSD Direct-Run	257	100%	100%	80%
Warren Easton Senior High School	OPSB Charter	881	97%	99%	86%
William J. Fischer Elementary School	RSD Charter	665	98%	100%	90%
Youth Study Center	OPSB Direct-Run	22	100%	100%	100%